







Společnost BDCOM se vypracovala díky třicetiletým zkušenostem v oblasti výzkumu a vývoje na jednoho z předních dodavatelů síťových produktů a jako hlavní OEM/ODM dodává velkému počtu globálních partnerů. Výhodou značky je široké portfolio produktů: switche bez managementu, L2/L3 switche, 2,5G switche, průmyslové switche, PON a bezdrátové jednotky,...

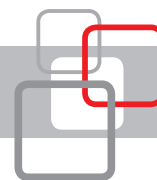
- skvělý poměr cena / výkon
- HW stacking
- podpora MPLS u vybraných modelů
- redundantní zdroje (AC, DC)
- PoE nonstop power supply (S2510/S2900/S3900-48P6X)
- cloudový management zdarma
- 5 let záruka na L2/L3 switche a 2 roky záruka na switche bez managementu

L2 100M/1G Ethernet PoE Switche bez managementu pro kamerové systémy


| |  |  |  |
|--------------|--|---|---|
| Typ | S1000-4P2F/8P2F | S1200-8P2G/16P2G1S/24P2G1S/24P2G1S-370 | S1500-4P2S/4P2G/4P1G1S/8P2S/8P2G/8P1G1S/16P2S/24P2S/24P2S-370 |
| Main ports | 4/8x 10/100T PoE+ | 8/16/24x 10/100T PoE+ | 4/8/16/24x 10/100/1000T PoE+ |
| Uplink | 2x 10/100T | 2x 10/100/1000T | 2x 10/100/1000T (4P2G,8P2G) 2x GE SFP (4P2S/8P2S/16P2S/24P2S-370) 1x GE SFP a 1x 10/100/1000 (4P1G1S/8P1G1S) |
| Features | VLAN isolation mode 1-4 port/1-8 port Default standard mode CCTV extension mode 1-4 port/1-8 port přepětová ochrana 6KV | VLAN isolation mode 1-8 port/1-16 port/1-24 port Default standard mode CCTV extension mode 1-8 port/1-16 port/9-24port přepětová ochrana 6KV | VLAN isolation mode 1-4 port/1-8 port/ 1-16 port/ 1-24 port Default standard mode CCTV extension mode 3-4 port/7-8 port/9-16 port/ 17-24port přepětová ochrana 4KV |
| PoE | PoE+: 60W (4P2F) / 90W (8P2F) | PoE+: 60W (8P2G), 180W (16P2G1S), 280W (24P2G1S), 370W (24P2G1S-370) | PoE+: 60W (4P2S/4P2G/4P1G1S), 110W (8P2S, 8P2G, 8P1G1S), 180W (16P2S) 280W (24P2S), 370W (24P2S-370) |
| Power Supply | AC (fanless) | AC (fanless) | AC (fanless) |

L3 Lite 1G Ethernet Switche s managementem s 1G/10G uplinkem





| |  |  |  |
|--------------|---|--|---|
| Typ | S2510-C/10-P/20-P/28-C/28-P | S2900-8T4X/8P4X/24T4X/24P4X | S2900-48T6X/48P6X/48P6X-370/48P6X-760 |
| Main ports | 8/16/24x 10/100/1000T | 8/24x 10/100/1000T | 48x 10/100/1000T |
| Uplink | 2x GE SFP (10-C, 10-P) / 4x GE SFP (28-C) 2x GE Combo a 2x GE SFP (20-P) / 4x GE Combo (28-P) | 4x 1/10GE SFP+ | 6x 1/10GE SFP+ |
| Stacking | - | HW | HW |
| Features | L3 lite (Static, RIP, OSPF, ERPS), Cisco CLI, Cloud | L3 lite (Static, RIP, OSPF, ERPS), Cisco CLI, Cloud | L3 lite (Static, RIP, OSPF, ERPS), Cisco CLI, Cloud |
| PoE | PoE+: 130W (10-P) / 250W (20-P) / 370W (28-P) | PoE+: 125W (8P4X) / 370W (24P4X) | PoE+: 370W (48P4X-370) / 370W AC or 740W DC (48P4X) / 760W (48P4X-760) |
| Power Supply | AC, fanless (kromě 20-P, 28-P) | AC (8T4X/8P4X/24TX/24P4X) / 2AC (24T4X) / 2DC (24T4X), fanless (kromě 24-P4X) | AC (48T6X) / 2AC (48T6X/48P6X-370/48P6X-760) / 2DC (48T6X) / AC+DC (48P6X) |







L3 Lite 1G Ethernet Switche s managementem a 1G/10G uplinkem

| |  |  |
|--------------|---|---|
| Typ | S2900-24S8C4X | S2900-48S8C4X |
| Main ports | 16x GE SFP a 8x GE Combo | 48x GE SFP |
| Uplink | 6x 1/10GE SFP+ | 6x 1/10GE SFP+ |
| Stacking | HW | HW |
| Features | L3 lite (Static, RIP, OSPF, ERPS), Cisco CLI, Cloud | L3 lite (Static, RIP, OSPF, ERPS), Cisco CLI, Cloud |
| PoE | - | - |
| Power Supply | AC / 2AC / 2DC | 2AC |




L3 Full 1G Ethernet Switche s managementem a 1G/10G uplinkem

| |  |  |  |  |
|--------------|---|---|--|---|
| Typ | S3900-24T6X/48T6X/48P6X | S3900-24S8T6X | S3900-24M6X | S3900-48S6X |
| Main ports | 24/48x 10/100/1000T | 24x GE SFP a 8x 10/100/1000T | 24x GE SFP a 24x 10/100/1000T | 48x GE SFP |
| Uplink | 6x 1/10GE SFP+ | 6x 1/10GE SFP+ | 6x 1/10GE SFP+ | 6x 1/10GE SFP+ |
| Stacking | HW | HW | HW | HW |
| Features | L3 Full (Static, RIP, OSPF, ERPS, PIM, BGP), Cisco CLI, Cloud, MPLS Multi VRF | L3 Full (Static, RIP, OSPF, ERPS, PIM, BGP), Cisco CLI, Cloud, MPLS Multi VRF | L3 Full (Static, RIP, OSPF, ERPS, PIM, BGP), Cisco CLI, Cloud, MPLS Multi VRF | L3 Full (Static, RIP, OSPF, ERPS, PIM, BGP), Cisco CLI, Cloud, MPLS Multi VRF |
| PoE | PoE+: 760W (48P6X) | - | - | - |
| Power Supply | modulární až 2AC/2DC (1 AC v ceně) | modulární až 2AC/2DC (1 AC v ceně) | modulární až 2AC/2DC (1 AC v ceně) | modulární až 2AC/2DC (1 AC v ceně) |

L3 Full 2,5G Ethernet Switche s managementem a 1G/10G uplinkem

| |  |  |  |  |
|--------------|---|---|--|---|
| Typ | S5700-8ET4X/8EP4X | S5700-24ET6X | S5700-24EP6X | S5700-48ET4X2Q |
| Main ports | 8x 1/2.5G RJ45 | 24x 1/2.5G RJ45 | 8x 1/2.5G RJ45 PoE++ (90W) a 16x 1/2.5G RJ45 PoE+ | 48x 1/2.5G RJ45 |
| Uplink | 4x 1/10GE SFP+ | 6x 1/10GE SFP+ | 6x 1/10GE SFP+ | 4x 1/10GE SFP+ a 2x 40G QSFP+ |
| Stacking | HW | HW | HW | HW |
| Features | L3 Full (Static, RIP, OSPF, ERPS, PIM, BGP, MPLS: MCE), Cisco CLI, Cloud | L3 Full (Static, RIP, OSPF, ERPS, PIM, BGP, MPLS: MCE), Cisco CLI, Cloud | L3 Full (Static, RIP, OSPF, ERPS, PIM, BGP, MPLS: MCE), Cisco CLI, Cloud | L3 Full (Static, RIP, OSPF, ERPS, PIM, BGP, MPLS: MCE), Cisco CLI, Cloud |
| PoE | PoE+, PoE++ (90W): 370W (8EP4X) | - | PoE+, PoE++ (90W): 740W (24EP6X) | - |
| Power Supply | AC | AC | AC | modulární až 2AC/2DC (1 AC v ceně) |

L3 Full 10G Ethernet Switche s managementem a 40G/100G uplinkem

| |  |  |  |
|--------------|---|---|---|
| Typ | S5612E | S5800-24X2C | S5864HB |
| Main ports | 12x 1/10G SFP+ a 8x 100/100/1000T | 24x 1/10G SFP+ | 48x 1/10G SFP+ |
| Uplink | - | 2x 40/100G QSFP28 | 2x 40GE QSFP+ a 2x 40/100G QSFP28 |
| Stacking | HW | HW | HW |
| Features | L3 Full (Static, RIP, OSPF, ERPS, PIM, BGP, MPLS: L2 VPN, Multi VRF, LDP), Cisco CLI, Cloud | L3 Full (Static, RIP, OSPF, ERPS, PIM, BGP, MPLS Multi VRF), Cisco CLI, Cloud | L3 Full (Static, RIP, OSPF, ERPS, PIM, BGP, MPLS Multi VRF), Cisco CLI, Cloud |
| PoE | - | - | - |
| Power Supply | 1AC / 2AC | modulární 2AC | modulární 2AC |